

SB24 STUDENT WORKS

Works from students inspired by the workshops they attended



TANYA BAILY

EXPRESSIVE LANDSCAPES IN WATERCOLOUR

Learn to loosen up and make vibrant and expressive landscapes in the magical medium of Watercolour. Tanya will teach a full range of traditional and contemporary watercolour techniques. Focus will be on colour mixing, wet-in-wet and with dry glazes, and on experimenting with the textures of the landscape. Students will sketch outdoors and finish longer paintings in the studio, learning to manipulate composition and colour. Good for beginners to watercolour and for those more experienced artists wanting to expand their knowledge and skills. ***INTRODUCTION / INTERMEDIATE***







JAN CLARK

NATURE UP CLOSE

This workshop is about spending time totally focused on the exciting possibilities of using coloured pencil, not as a quick sketch, but as a formal medium for finished work. Coloured pencil can be applied to paper in a way that makes it appear to be a painting. It is often used in scientific illustration and as exhibition quality art. Subtle textures and layering will be explained, and the tools and papers used to achieve different effects. The exercises will use moths and autumn leaves to learn this method. This is an opportunity to apply these techniques to an image of your choice after you have gained some experience doing the tasks. **ALL LEVELS**



KATHERINE COOPER

PAINTING OWLS

Owls are favourites all over the world. For all owl lovers, this is an introduction to the art of drawing and painting these beautiful creatures. The workshop will concentrate particularly on drawing, colour mixing and working with transparent and opaque water based medium – watercolour/gouache. The workshop will explore the texture and structure of feathers to build confidence in your wildlife painting. **ALL LEVELS**



LANA DAUBERMANN

EXPLORING THE LANDSCAPE

Get set for a fun action-packed few days of landscape painting designed to loosen up your brushwork and expand your painterly vocabulary! This workshop is perfect for anyone from beginners with some experience to intermediate painters looking to add some different approaches to their practice. Bring in some of your own photos to work with or use the ones supplied. We'll start exploring the landscape in the studio, then head out for a full day or two half days of plein air (weather dependant) – so don't forget your hat, sunscreen and comfy shoes! I will be working with oils, but acrylic painters also welcome. **ALL LEVELS**





CHAN DISSANAYAKE

WATERCOLOUR IMPRESSIONS

The truly magical qualities of watercolour can best be demonstrated in portraying atmospheric effects such as mist, rain and fog. Begin with simple subjects and move progressively to challenging techniques such as wet-into-wet method. Learn how to understand the various stages of wetness of the paper as well as paint consistency in creating these magical effects and extend your knowledge to the next level. Demonstrations showing you how to create depth, incorporate figures, and connect shapes, edge control and how to exploit the medium in creating magical effects.

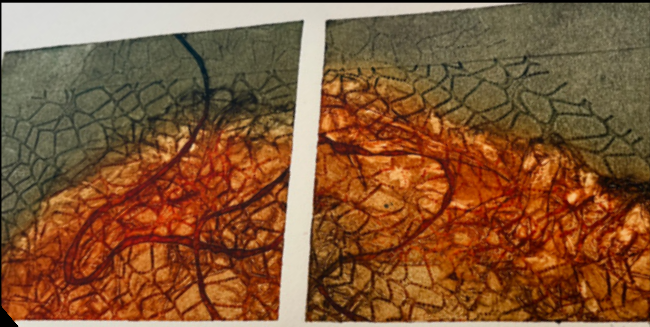
INTERMEDIATE / ADVANCED



BASIL HALL

COLLAGRAPH

This workshop will be suitable for those who haven't made collagraphs before, but for those who have attended previous Grampians weeks with Basil, we will also look at new ways plates can be built up, painted or incised to create the lines, tones and textures you want in your finished print. Encaustic surfaces will be created and carved and we will have larger rollers for viscosity and multi-plate colour printing. Time will be spent demonstrating different intaglio and relief printing techniques and participants will be able to proof and print their images in full colour using chine collé pigment techniques and à la poupée inking. Bring your imagination and a sense of adventure. Five fun days of painting, cutting, gouging, peeling, varnishing, sanding, collaging, inking and rolling up await you... and a surprise ending! **INTERMEDIATE**






CATHERINE HAMILTON

ATMOSPHERIC SKIES IN LANDSCAPES

Create stunning skies and atmospheric landscapes. From the beauty of dawn to the reflective light and colour of sunset. Stormy skies and layered clouds, transparency, colour, and mood.

Participants of this workshop will learn how to create translucent, transparent glazes, layer up stunning subtle colours, various cloud formations, moods, and atmosphere, foggy, misty, mornings, and beautiful reflections of light. I will show you some innovative and new techniques using some mixed media methods within your work with acrylic, inks, oil pastels and more! Learn some new ideas in palette knife painting and creating exciting effects with your brushes. **INTERMEDIATE / ADVANCED**





NICOLE KELLY

DEVELOPING STUDIO PAINTINGS FROM DRAWINGS

This workshop will begin with sketching outside in the landscape, progressing to some works on paper in gouache or watercolour, then moving to complete studio paintings. Nicole focuses on composition, colour, line, the illusion of space, the use of a coloured ground, and how to incorporate the elements to direct the eye across the picture plane. You'll learn a variety of painting applications such as scraping, scrubbing, loading, dragging and layering paint, using a full range colour palette, developing your colour mixing and compositional skills.

The course is open to all levels, from beginners to those with prior experience. Students can choose their preferred medium of acrylics or oil paints. **ALL LEVELS**




GAYE NIEUWENHOF

THE POWER OF ONE: MONOTYPES & MONOPRINTS

A monoprint is usually a variation on a series, as there is a pattern or image on the painting surface that can be printed multiple times over, in a variety of ways. A monotype is considered one-of-a-kind and does not employ repeatable elements.

Working with gathered ephemera make Gel prints, Screen prints and Collages. Complex imagery can be achieved using a Gel press and acrylic paint. Explore silkscreen with dye paints onto paper, and further build the work by drawing and painting back into the prints to complete. Or you might work with torn, cut and re arranged prints and papers to form unique collages. **ALL LEVELS**



JULIE PAYNE

COLOUR + PENCIL

This workshop experiments with pencil drawing over gouache or watercolour paintings on paper. Although designed for those with an interest in non-scientific botanical work, other objects can easily be accommodated. Drawing techniques range from detailed tonal drawings to energetic textual rubbings. Daily observational drawings within a concertina journal is also encouraged as a personal memento of the workshop.


INTERMEDIATE / ADVANCED



CRAIG PENNY

DYNAMIC AND COLOURFUL ACRYLICS

Craig will be exploring the Acrylic medium and its versatility. With demonstrations each day, participants will be encouraged to explore their own techniques and creativity. A wide range of subject matter will be covered, with an emphasis on interpreting photographs. Craig's classes are inspiring. ***INTERMEDIATE / ADVANCED***




TODD WHISSON

PAINTING SPONTANEOUS LOOSE LANDSCAPES & SEASCAPES

This workshop will focus on landscape and seascape in oils. The aim of this workshop is to demonstrate new approaches to simplify the subject by loosening up your brush work, improving your edges, and learning how to paint drama with confidence and unique mark making. Artists will also explore colour relationships by working with a limited palette.

ALL LEVELS



TRICIA TAYLOR

PASTEL POTENTIAL - EXPLORING TREES, ROCKS & REFLECTIONS IN PASTEL

Do you find painting trees and rocks difficult? What about still water reflections? Texture is one of the stumbling blocks of learning how to paint. With so many leafy trees and rocks near our still waterways in Australia it is hard to ignore. If rocks, trees and reflections are your nemesis this workshop is for you.

We will explore many techniques on how to control rough, smooth, hard and soft edges. Getting to play with lots of techniques to help simplify our process. Layering impasto texture, watercolour underpainting, layering pastels on a variety of paper colours. It will be experimental and fun. **ALL LEVELS**

