

SB23 STUDENT WORKS

Works from students inspired by the workshops they attended






BASIL HALL


COLLAGRAPH

Basil Hall will introduce techniques for creating beautiful prints using collagraph plates. Collagraphs are usually printed from an inexpensive matrix made of cut, modelled and textured card, ply or masonite, rather than the metal plates traditionally used in etching. Collagraph prints are inked up and printed in a similar way to etching plates and look every bit as crisp and dynamic as their more famous counterparts.

The workshop will involve looking at ways in which the plates can be built up or carved into to create the lines, tones and textures you want in your finished print. Basil will demonstrate different intaglio and relief printing techniques and participants will be able to proof and print their images in full colour. This will include Basil's chine collé pigment technique, a la poupée inking, viscosity over-rolls and multi-plate colour printing. Bring your imagination and a sense of adventure. Five fun days of cutting, gouging, peeling, varnishing, sanding, collaging, inking and rolling up await you. **INTERMEDIATE**







CHAN DISSANAYAKE


WATERCOLOUR IMPRESSIONS


The truly magical qualities of watercolour can best be demonstrated in portraying atmospheric effects such as mist, rain and fog. Begin with simple subjects and move progressively to challenging techniques such as wet-into-wet method. Learn how to understand the various stages of wetness of the paper as well as paint consistency in creating these magical effects and extend your knowledge to the next level.

Demonstrations showing you how to create depth, incorporate figures, and connect shapes, edge control and how to exploit the medium in creating magical effects.

INTERMEDIATE TO ADVANCED







CRAIG PENNY

ACRYLICS

Craig will be exploring the Acrylic medium and its versatility. With demonstrations each day, participants will be encouraged to explore their own techniques and creativity. A wide range of subject matter will be covered, with an emphasis on interpreting photographs. Craig's classes are inspiring. ***INTERMEDIATE TO ADVANCED***









GAYE NIEUWENHOF

EARTH AND SKY

A mixed media workshop using gathered ephemera to make Gel prints, Cyanotypes and Collages. Complex imagery can be achieved using a Gel press and acrylic paint. Using the sun, we will expose our gorgeous blue cyanotypes. Finally, some of the images will be torn, cut and re arranged to form unique collages. ***ALL SKILL LEVELS ARE WELCOME***







JULIANNE ROSS ALLCORN

PENCIL BY NATURE

Explore the local environment to examine the local flora and fauna, look deeply and examine the detail!! This detail of the flora and fauna will make up the main body of the created artwork/s.

Start by drawing studies in your art journal, or fold out journals in both pencil and watercolour then working on paper or birch wood panels to create a larger piece or pieces with pencil and watercolour. **ALL LEVELS**





LARS STENBERG




BETTER THAN A PHOTOGRAPH

Working from landscape photographs can be challenging. This acrylic workshop explores different ways to create lively landscape paintings from your photographs. You will discover ways to capture the essence of your scene; explore some of the methods and techniques professionals use to free themselves from photographic representation; and complete a final work that shares what you remember and love most about the landscape.

INTERMEDIATE









MALCOLM CARVER

THE ART OF WATERCOLOUR + APPLE IPAD

A fresh new workshop with an enlightened approach to sketching drawing and watercolour painting. Designed to enable you to see light and shade, as its about tone rather than colour. Some demonstrations will also be done on an Apple Ipad particularly useful for travel sketching. Open to all, the course includes studio and some plein air painting.

ALL LEVELS







MARK DOBER

CHANGING LIGHT

We will be painting plein-air in oils a variety of landscapes- a mix of rural and bush subjects. I will show you the process of mixing colour/tone, playing off negative and positive shapes, building the painting in stages, and how to deal with the changing light. These processes are grounded in observation, while enabling an imaginative and personalised response (acrylics ok). **ALL LEVELS**





RAY WILSON

LANDSCAPE IMPRESSIONISM

Participants will complete multiple en plein air landscape works using a modern, tonal paint application, adapting the approach taken by early Australian impressionists (Streeton, Meldrum etc).

We will discuss the fundamentals of producing paintings speedily using a direct approach, with powerful light effects and loose brushwork. The workshop will include tips and techniques to quickly capture light in the landscape, including tonal values, composition, measurement, brushwork, colour and mixing with a limited palette. **ALL LEVELS**









STEFAN GEVERS


CONTEMPORARY WATERCOLOUR LANDSCAPE


You will be taught to use watercolour in a contemporary manner and learn to look at the landscape in a creative, non-traditional manner.

Areas of focus include; watercolour skills, experimental materials, brush handling, colour mixing, applying washes. The workshop is designed to give you the experience to start working independently and develop your personal style.

INTRODUCTION TO INTERMEDIATE







TRICIA TAYLOR

COLOUR AND LIGHT IN THE LANDSCAPE

The ever-changing light in the landscape is a beautiful thing. But how do I capture it? In this pastel workshop, we will explore how to understand colour and light in the landscape. Concentrating on creating depth and aerial perspective we will also learn how to create sunsets and sunrise. Playing with pastels to explore paper colour choice and applications techniques. ***ALL LEVELS***

