

# GT24 STUDENT WORKS

---

Works from students inspired by the workshops they attended

---



# SARAH AMOS


---

## LEAVE YOUR TRACE | 6 day workshop

Stitch, stencil and paint: explore the traditional with unconventional methods and forge new and unique paths in our textile practice. Using either canvas, cotton or linen build up your own language using a layering technique that incorporates painting, stencils and stitching techniques all on one unified surface.

Start with making a series of paper and plastic stencils that reflect your current interests. Secondly, carve into gel plates or linoleum blocks with original images in an effort to build some strong graphic content. Thirdly work with the fabric and paint directly onto the surface either prior to printing and stencilling or after. And finally explore interesting ways to use thread and yarn to embellish and manipulate our final surface to create finished images that exude optical punch and graphic flare. Any one of these combinations work extremely well together, however by fusing them onto one surface creates a rich and diverse surface. **ALL LEVELS**





# TARA AXFORD

---

## **FOUND. REARRANGING THE DISCARDED INTO NEW FORMS | 2 day workshop**




Working with found objects: nature & cardboard. Using the gel plate as your working surface, work with found objects in a textural way to create prints with intent. Collaging both on and off the plate the emphasis is on texture and pattern and seeing it through a new lens. Look at how 2d can become 3d and how 3d can inform 2d, with new forms + layered prints emerging as a result.

***ALL LEVELS***


## **PROMPTS FROM THE PAST | 4 day workshop**

Intentional gel plate printing taking cues from other places. Utilize the gel plate as your tool, you will be shown techniques inspired by selected artists from the well-known to not so well known as Tara Axford shows how inspiration can be translated into new forms. The workshop will look at how design and intention can inform art. You will be directed towards curating your prints into an object, vessel, wall hanging or book form that showcases the composed prints. ***ALL LEVELS***









# JACK BUCKLEY

---

## **GRAMPIANS FLORA | 2 day workshop**

A hand embroidery based workshop highlighting native flora of the Grampians region. The workshop will focus on creating design, understanding shape, translating colour to embroidery thread, and initial embroidery techniques.

Second day focusing on expanding on basics with intention to establish framework for creating stitched work, including alternative ways to display stitched works, and establishing how embroidery can differ from preconceived concepts. **ALL LEVELS**


## **BEYOND THE TRADITIONAL | 4 day workshop**

A hand embroidery & illustration workshop highlighting local birdlife of the Grampians region. The workshop will focus on developing original designs and the interpretation of these designs with hand embroidery. Explore illustrative elements including basics of drawing, inspiration from stitching to drawing and subject matters, complex embroidery techniques and adding depth and difference to embroidery work. **ALL LEVELS**









# FIONA DUTHIE

---

## **LAYERS IN DESIGN: IN CLOTH AND FORM | 6 day workshop**

Layers of meaning, pattern and panels embodied in felt garments!

Through creative exercises, we look at where to find inspiration and use it to make your own personalized fabrics through abstraction in colour, form, text and layering in mark making on cloth. We'll work in colour and black and white, using fabric paints and inks to create durable, complex cloth designs that will be collaged into dynamic surfaces in felt garments. Projects include a tunic, vest or pullover, with layered details. **ALL LEVELS**





# MELANIE HILL

---

## **VINTAGE & HESSIAN FLOWERS | 2 day workshop**

Create vintage flowers or hessian flowers, or ideally one of each. Using an piece of old linen to create a vase of flowers with added embellishments, such as yo-yos, pom poms, beads and vintage doylies. The finished piece can then be turned into a cushion, bag or panel for clothes. Hessian flowers use a variety of wool stitches to create a textile piece.

***ALL LEVELS***


## **FLORA, DAISY ROSE | 4 day workshop**

Create a textile piece based on floral old linen. A variety of stitches will be taught to create a unique floral artwork. You can work at your own pace to create an artwork which can be turned into a cushion, lampshade, framed artwork or footstool. This is open to all levels of stitching and you can create a piece as intricate as you desire. Feel free to bring along a lampshade or footstool you may wish to cover. ***ALL LEVELS***











# PENNY JEWELL

---

## **BOTANICAL PRINTING ON LEATHER**

2 day workshop

In this course we will experiment with ways of getting clear prints, plus different methods of obtaining background colours with tannins and botanical dyes. The techniques used means that the leather will retain suppleness so can be used for covering books, making purses, bags, shoes etc. **ALL LEVELS**


## **ADVANCED ECO PRINTING | 4 day workshop**

Lift your botanical printing to a new level. This course will involve both protein and cellulose fabrics but the main focus will be exploring different mordants for cellulose. At least four different formulas that are especially effective on cellulose. This workshop will cover topics such as the interaction of tannins and iron, how best to get clear prints and how to obtain different background colours.

We will use a variety of tannins and dyes, including myrobalan, cutch, lac, madder, pomegranate and indigo. **ADVANCED**







# CASSIE LEATHAM

---

## **PLANT WEAVING | 6 day workshop**

Cassie Leatham a First Nations multidisciplinary artist will be facilitating an all native plant weaving workshop exploring cultural connections and learning the harvesting techniques and processing methods once used by her ancestors, to the present today exploring wild weaving with wonga vine, tall sedge weaving to building a knowledge for a complete woven basket including learning coiling and wrap techniques. **ALL LEVELS**





# VICKI MASON

---

## **KNOTTED FLORAL BROOCHES**

2 day workshop


Create fun and unique floral inspired brooches through learning how to hand knot a pile into perforated metal and plastic canvas substrates. Plan your design looking at colour palettes, length and types of fibres and then sew in a pre-fabricated brooch pin. Wear and share your beautiful creations with the world.

**ALL LEVELS**

## **FRINGES, TUFTS AND TENSION SET CORDS AND THREADS | 4 day workshop**

Explore the possibilities of tension set threading and tufting knots used with perforated plastic and metal canvas substrates to create beautiful fringed jewellery. Students will also learn basic jewellery making techniques including, sawing, filing, sanding, forming and working with pliers and wire to make simple jewellery attachments for use in their work. **ALL LEVELS**











# AVRIL MAKULA

---

## **BOOKS AND BOXES | 6 day workshop**

A well-made bespoke box not only protects and extends the life of books, prints and artworks, it can also be part of an artwork's concept. First, we will create books using a variety of binding styles. Next, we will learn accurate and versatile construction techniques for making enclosures – lidded boxes, slipcases, clamshell boxes and the like – and how to customise them for our books. **EXPERIENCED**






# GAYE NIEUWENHOF

---

## **EXPECT THE UNEXPECTED** | 6 day workshop

A mixed-media workshop on both fabric and paper with collage and some slow stitching. A Gel plate will be utilized in ways that may not have been experienced before. Prepare to be challenged to free your inner critic and celebrate your visual voice. You will learn to recognise what it is that you really want to express and how that can change when you are free to experiment. This workshop is about letting go of control to experience the joy of learning something new about both materials and yourself. Suitable for both beginners and experienced alike. ***ALL LEVELS***





# CATHERINE O'LEARY

---

## **INTRICATE SCULPTURAL FELT | 6 day workshop**

Develop uniquely designed felted sculptures, hats, bags and vessels. The workshop will explore techniques and processes using layered ephemeral felting using prefelts, felt casting, Felting over solid objects, carving felt, sculptural cords and surface design will also be explored. **ALL LEVELS**





# SHARON PEOPLES

---

## **CONSCIOUS CREATIVITY: FINDING YOUR VOICE AND DEVELOPING CONCEPTS**

6 day workshop

This six-day workshop uses efficient, less wasteful routes to finding our voices. Learning about design thinking, developing strategies and concepts, problem solving and setting goals will be our path. It is for a broad range of participants: from those less experienced, to those delving deeper into a more conscious way of working. While it is not a making workshop per se, making is central to the thinking and creating behind the workshop. Digging deep from within will come away with a portfolio of work ready for making, no matter what textile technique you use. **ALL LEVELS**





# HILARY PETERSON

---

## LINOCUT PRINTING ON FABRIC


2 day workshop

Use your own hand cut printing blocks on fabric to create cushion covers, tea towels, napkins, a length of fabric and/or reinvigorate tired items of clothing by personalising them with your prints. We will also look at simple ways of adding colour as well as reduction printing on paper or fabric. **ALL LEVELS**

## DYE PRINT LAYER STITCH | 4 day workshop

Build layers with plant dyes, staining, lino/mono/geli plate printing and frottage, mark making with brushes, pens and found objects on fabric and paper to create images. Explore all these techniques or concentrate on one in more depth. Work with layering a variety of fabrics such as sheer and heavier weight to create depth and mystery in your work. Using your own references, learn how to exploit different media to best effect, and in combination with fabric and stitching. Create texture and contrast with hand stitching. Works could be in small or larger more sculptural book format or wall work/s.

**ALL LEVELS**







# LEIKO UCHIYAMA

---

## **REVERSIBLE FELTED PULLOVER TOP WITH PINE NEEDLE COLLAR AND DETAIL**

6 day workshop

With this reversible pullover with Pine Needles and pockets class, explore how this beautiful detail can be incorporated in more structural felt, whilst constructing a reversible felted top. Expect to learn about pattern making and adaptation for felting, Leiko will share her way of making garments and pattern making which is applicable to other felted garments and different sizes.

Leiko named this lacy felt technique, Pine Needles in the mid 90's, inspired by pine needles spread on snow surface and she has been developing this technique in different ways. **FELTING EXPERIENCE ESSENTIAL**





# CINDY WATKINS

---

## **EXPLORING FREESTYLE MACHINE STITCHING TECHNIQUES | 2 day workshop**



Explore freestyle stitched embroidery using a sewing machine to create a range of sample artworks that will help you build up your confidence to develop your own style. The workshop is designed for all levels of skill and will cover a wide range of techniques that will help you create beautiful freestyle stitched work. We will be focusing on birds, trees, and landscapes for our subjects. This is a great entry level workshop for those who have always wanted to give freestyle stitching a go but have not had the confidence to try as well as those who have experience with this type of sewing. **ALL LEVELS**

## **LET'S PLAY WITH THREAD: STITCHING THE LANDSCAPE | 4 day workshop**

In the machine embroidery workshop learning about composition, colour, choosing and combining threads, and so much more. In this workshop we will be working through the steps to creating beautiful landscapes with depth and light, textures and form. Mossy tree trunks and leaf strewn forest floors.

***INTERMEDIATE / EXPERIENCED***











# ILKA WHITE

---

## CALLING ALL EXPLORERS OF WOVEN FORM | 6 day workshop

Learn to braid rags in a range of patterns to whatever shape you desire. We'll make small samples, then create a piece of your design. Weave a circular floor rug or explore square edges and 3D sculptural exploration: shaping vessels, flanges, appendages and negative spaces. Simple modes that lead us in all kinds of directions! **ALL LEVELS**

