

# GT23 STUDENT WORKS

---

Works from students inspired by the workshops they attended  
**4 day workshops**

# CAROL COOKE

---


## 4 day workshop

### IMPROV EMBROIDERY

Leave the commercial embroidery pattern behind! Improv Embroidery uses conventional time-tested stitches but now the rules have changed. Improv refers to inventing your own work rather than following someone else's patterns and instructions.

Fear of failure? Trying something new? Then you are in the right place. What is perfection? Is it attainable? We can always do better: perfection is a myth which should be debunked and left behind. We need to be kinder to ourselves. As you begin to lose focus on the technique and concentrate on being more intuitive you stop being logical and overthinking. Your art/embroidery becomes unique. You take full ownership. ***All levels***









# LEE COLE

---


4 day workshop

## **BEYOND THE TRADITIONAL – A BASKETRY ADVENTURE!**

Commence with an introduction/refresher on the basic skills and techniques of basketry using natural and man-made fibres and recycled materials. Discover their potential and possibilities and then move beyond the functional and traditional into a more contemporary and experimental exploration as you create decorative, sculptural or wearable basket pieces. *All levels*









# SALLY DARLISON


---

4 day workshop

## CAPTURING THE JOURNEY

Travel and art are sometimes a difficult combination. You want to immerse yourself in the journey but there is a desire to create as well. Sally incorporates various art techniques to capture the journey when she travels. These pieces then become a starting point for larger, more complicated and finished works when she returns. This class will help you to gain ways of capturing the journey and turn your memories into art on the hop. You will use a variety of different techniques, including collage, drawing, painting, and photography to capture the essence of the local area and use them to create several small artists' books that tell the story of place. ***All levels***







# PENNY JEWELL

---

4 day workshop

## ADVANCED ECOPRINT

Start with bundling and ecoprinting with botanicals on protein fabrics then move to more complex recipes and techniques for successfully printing on cellulose. Explore the interaction of tannins, mordants and dye blankets to obtain interesting background colours and textures with clear botanical prints. ***Advanced***





# WINSOME JOBLING

---

4 day workshop


## CONTEMPORARY PAPERMAKING TECHNIQUES

Add detailed imagery and layers of colour to handmade papers. Learn creative ways to make watermarks, stencils and shaped deckles to create multiple layers in each sheet. We will also spray out pulp through stencils and make honeycomb paper and pour some large sheets. It will be time to experiment and problem solve. If you have an idea you want to try let's see if we can work it out! *Intermediate/experienced*









# ANNE KELLY


---

4 day workshop

## TEXTURES IN LANDSCAPE AND GARDENS

Begin by using photographs and memories of a real or remembered landscape or garden, to make a design. Working with a range of textural and individual textile collage processes incorporating any number of different processes: block printmaking, collage and a variety of stitch and layering techniques build characterful and distinctive piece based on your chosen landscape or garden. Choosing a theme and images before the course will help you to select and make new fabrics to complete your design. You can work on a size, shape and scale of your choosing. ***All levels***









# GALINA KOFOD

---

4 day workshop

## FLOWER MAKING FROM LEATHER

Learn how to make a beautiful and realistic looking flowers from leather and suede. Participants will go through all the stages of the process of creating flowers. This will include preparation of the materials, making patterns, dyeing materials, assembling and finishing techniques. You will learn to modify existing patterns and design their own flowers. ***All levels***





# SACHIKO KOTAKA




---

## 4 day workshop

### FELT FASCINATIONS

Sachiko has accumulated her unique ideas/techniques for feltmaking inspired by mainly origami, kirigami and weaving for nearly 3 decades. Her unique techniques may be easily incorporated or embraced in your many felting projects. You will be encouraged to walk along the edge or outside of feltmaking, inspired by new fascinations, to stretch your felting ability.

Note: \*The “Orikiri” technique has evolved from “Kirigami” in which fabrics or pre-felts or pre-nuno-felts are folded (o-ri) and then cut (ki-ri) for creating flower or geometric shape. And some parts of these shapes are often projected out from the surface, woven or swirled to create tactile surfaces. ***Intermediate/advanced***





# CASSIE LEATHAM

---

4 day workshop

## COILED BASKETS

With a focus on coiling and basket making processes, explore traditional weaving techniques that have been passed down through indigenous generations. Begin to develop an understanding of how this ancient craft integrated into daily life and culture of traditional owners. The workshop will focus on working with native plants, and how they are harvested and prepared for basket making. ***All levels***







# CATHY MOON

---

4 day workshop

## INDIGO SHIBORI: BEYOND THE BASICS

Going beyond the basics, learn lesser known Shibori techniques such as Guntai and Katano ,Arashi and Itajime variations and numerous stitching techniques. Pattern design and layering will be used to produce complex cloth. We will experiment with full strength Indigo and a tint vat to give the palest of blues. Natural Indigo, and an Eco Indigo Vat will give shades of blue that can be built up with numerous dips. This is an intermediate level workshop where we will be learning more complex shibori techniques so prior knowledge of basic techniques would be useful. ***Intermediate***





# HILARY PETERSON

---

4 day workshop

## DYE PRINT LAYER STITCH

Build layers with plant dyes, staining, lino/mono/geli plate printing and frottage, mark making with brushes, pens and found objects on fabric and paper to create images. Work with layering a variety of fabrics such as sheer and heavier weight to create depth and mystery in your work. Using your own references, learn how to exploit different media to best effect, and in combination with fabric and stitching. Create texture and contrast with hand stitching. Works could be in small or larger more sculptural book format or larger wall piece. ***All levels***









# LOANI PRIOR

---

4 day workshop

## FANTASTICAL FABRIC COLLAGE AND QUILT DESIGN

From photographs and biological illustrations of those already fantastical creatures – the rooster and the fish- you will learn to capture their movement and character with pencil on paper, to look deep into your fabric prints with a brand new eye, turning leaves into fins, flowers into chicken heads, circles into body parts. In this 4-day workshop, with your fantastical creature as the hero, and with more fantastical follies in supporting roles, you will design a quilt top in your own inimitable style. ***All levels***





# SUSIE VICKERY


---

4 day workshop

## STITCHING A HALF-LENGTH PORTRAIT

Working with thread and appliqué create a half-length portrait. The slowness of stitch will allow time to really look and to bring out the character of your chosen subject. Begin with an exercise in portrait stitching to learn the stitching technique and build up the confidence to develop your own style. Appliqué in colour and pattern and then embroider back in, adding depth and emotion to your portrait. ***All levels***





# MEREDITH WOOLNOUGH

---

4 day workshop

## SCULPTURAL EMBROIDERY

In this workshop we explore freehand machine embroidery to create a range of experimental art works. Using water-soluble fabrics as a temporary surface we will explore different ways to draw, assemble and sculpt embroidered forms to create unique structures. We will then mould and shape our embroideries into freestanding sculptures and/or shadow mount our creations ready for framing. ***All levels***







