

GT23 STUDENT WORKS

Works from students inspired by the workshops they attended
2 day workshops

CAROL COOKE

2 day workshop

CONTEMPLATION CLOTH

Throw perfection out the window! Starting with large piece of calico fabric and fill the cloth with colour! This was a form of colouring in with thread, exploring marking the fabric with paints and pencils, drawing and embroidery. It is experimental, engaging and will open you to so many possibilities for future works of art. Experience the joy as you leave the safety net of traditional embroidery behind and find your place on the cloth. ***All levels***





GRAMPIANS TEXTURE
TUITION | CAROL COOKE
2 DAY | CONTEMPLATION CLOTH



Throw perfection out the window! Starting with a piece of colour fabric and fill the gaps with colour (this was a form of colouring in with drawing and embroidery. It is experimental, playful and will open you to so many possibilities for future works of art. Experience the joy as you leave the safety net of traditional embroidery behind and find your place on the cloth.
All levels




LEE COLE


2 day workshop

TALKING WIRES

Take a journey into the ancient craft of basketry- with a twist! Use recycled wires from telephone, data cabling and electrical wires. Create small decorative objects – baskets, embellishments, sculptural pieces or jewellery. Work using traditional skills and techniques as you are guided into a world of knots, twists, coils and more. ***All levels***








SALLY DARLISON

2 day workshop

COLLAGE IN A CONCERTINA BOOK

Using the local environment as inspiration students will create a selection of coloured papers and hand dyed silk to use in the creation of a collaged small book. After a walk to collect, sketch, photograph and observe, students will engage a variety of art techniques to change the paper and silk with ink, paint, and dye. These materials will then be used to create a small concertina and/or 1 page book. ***All levels***





REBECCA GEORGE

2 day workshop

CROCHET THE SHAPES OF NATURE

Discover flowers, leaves, cacti, coral, jellyfish or an octopus in crochet. The process is similar, the shape is different! There is a connection between the shapes found in nature, maths and crochet stitches and you will discover how to create the shapes of nature in crochet without the need for a pattern. ***All levels crochet skill***





PENNY JEWELL

2 day workshop

BOTANICAL PRINTING ON LEATHER

Imprint botanicals on to leather, producing strong, clear prints without destroying the suppleness of the leather. The prints are clear, but the leather is soft and flexible, strong but able to be sewn on the average household machine. Also explore getting background colours on the leather in conjunction with botanical prints. ***All levels***



ANNE KELLY

2 day workshop

AUSTRALIAN ANIMAL AND BIRD PORTRAITS

Begin with your favourite animal or bird, making a collaged and stitched piece based around it. Working with a variety of reclaimed and found materials, build up the character of your chosen animal or bird. Add in some simple stencilling and collage techniques to individualize your work. Before the workshop you can look through your collections to select a range of fabrics and trims to embellish your animal or bird portrait. You will leave with a mainly completed piece that you can continue to stitch on at home. ***All levels***





GRAMPIANS TEXTURE
2 DAY | AUSTRALIAN ANIMAL AND BIRD PORTRAITS
BY ANNE KELLY

These birds were selected to represent the birds of the Grampians region and are embroidered in a variety of styles and techniques. The birds are embroidered in a variety of styles and techniques. The birds are embroidered in a variety of styles and techniques. The birds are embroidered in a variety of styles and techniques.



GALINA KOFOD

2 day workshop

SILK FLOWERS USING JAPANESE TECHNIQUES

Learn a famous Japanese flower making technique, Somebana. The Somebana process enables flower artists to individually design each flower, to be as realistic or original as you like. The flowers made using this technique look much more realistic than flowers made with the traditional French flower making technique. Students will be guided through all the stages of the process of creating flowers from silk and will achieve some proficiency in Japanese flower making techniques. ***All levels***





SACHIKO KOTAKA

2 day workshop

REVAMPED FELT

In this workshop, you will be either fulfilling the potential of your old felt or nuno-felt piece - or creating a new piece from a number of these old felt and/or nuno-felt pieces. Expect to be pushed slightly out of your comfort zones as you explore new processes, concepts and directions with your previously made felt. ***Intermediate***




CASSIE LEATHAM

2 day workshop

STRING BAGS

The focus of this workshop is making string bags using a traditional weaving techniques that have been passed down through indigenous generations. The workshop will be layered with story's of the old people's ways and share a journey from one of their descendants. Working with native plants the participants will learn what plants to process and weave. ***All levels***






CATHY MOON

2 day workshop

INK MAKING AND INDIGO FOR PAPER

Mark making and pattern development will be the focus of this workshop. Indigo, Cochineal Red, Purple and Black ink will be made in class for you to use and experiment with. An Indigo vat will be available to further enhance papers with Shibori patterns. Papers may be embellished with stitching and the addition of small fabric pieces. Come prepared to take home a selection of papers and inks that you can use in your personal artistic pursuits. ***All levels***





HILARY PETERSON

2 day workshop

LINO CUT FOR FABRIC

Use your own hand cut printing blocks on fabric to create cushion covers, tea towels, napkins, a length of fabric and/or reinvigorate tired items of clothing by personalising them with your prints. ***All levels***



LOANI PRIOR

2 day workshop

FANTASTICAL FABRIC COLLAGE

From photographs and biological illustrations of those already fantastical creatures – the rooster and the fish- you will learn to capture their movement and character with pencil on paper, to look deep into your fabric prints with a brand new eye, turning leaves into fins, flowers into chicken heads, circles into body parts. A Fantastical Fabric Collage – ready for wall hanging, or to play the hero of your next quilt. If you can hold a pencil, if you can thread a needle, you can do this workshop! ***All levels***





SUSIE VICKERY

2 day workshop

STITCHING FROM NATURE

In this workshop we will look closely at some of our beautiful native plants and how to illustrate them with stitch. Using free-style hand embroidery you will embroider their leaves and blossoms, building up colour and texture. We will work with real foliage and photos of plants in blossom. ***All levels***





MEREDITH WOOLNOUGH

2 day workshop

NATURE JOURNALING

Nature journaling is a great way to explore and record nature while developing ideas and designs for future textile artworks. In this workshop we will explore techniques for creating beautiful and inspirational journals of your own. If you have an interest in drawing, watercolour painting and exploring nature then this workshop will extend and enrich your existing artistic practice. Explore how you can use your journal to kick start your textile design. *All levels*

