

# Grampians Textures 20


Works from students inspired by the workshops they attended

Wendy Bailye



Completed work by **Helen Moon**





Completed work by **Helen Moon**







Work I did when were in lockdown no 1 in Melbourne. I took what I learned from Wendy Bailye's Shades of Grey class, used colour and made some garments. **Phyllis Hoffman**





Work by **Julie Drobek**





Ro Bruhn



Completed work by **Kathy Taylor**





Completed work by **Larissa Murdock**





Completed work by **Larissa Murdock**





Completed work by **Larissa Murdock**





Completed work by  
**Larissa Murdock**





Completed work by Larissa Murdock






work by Julie Anne McEwen




**Tutor:** Dijanne Cevaal





Lino cut print of a zinnia repeated 4 times and embroidered with threads from India. Made into a cushion. **Carolyn Hall.**





Work in progress by Marg  
Scott





Completed travel blanket by  
Marg Scott







My blanket so far. It has been a lot of fun. Very different to anything I've done in the past. I had set out to use a limited colour range, but you can see that went out the window. **Jan Spence**





Work in progress travel blanket by **Jenny Griffen**



Sonja Cook





Work by **Trish Venn**



Daniel Essig





Hermit Crab Housing  
Exchange  
Concertina book.  
16.5 x 16.5 x 2cm  
Andi Marten







The small group of us who gather at Halls Gap each year set ourselves a challenge to make a book a month, with content, each one bound in a different way. I started well, but have slowed a bit lately...

**Andie Marten**

The Peace of Wild Things by Wendell Barry (Buttonhole bound - 9cm x 9cm x 3cm)





### Bee Book (Salt)

Containing a dead bee in the front cover, a grain of salt in the back cover and the fragment of a poem by Antonio Machado:

By the flowering hills seethes the wide sea.  
The honeycomb from my bees  
Contains tiny grains of salt.

6 x 6 x 2.5 cm Coptic stitch **Andie Marten**





Vicki Essig





Work by **Jenny Vick**





Work by Jenny Vick







Work by **Mark Farne**



**Tutor:** Jenny Haynes





Work by Judith Burke







Work by **Julie Blake**





Mary Hettmansperger





Completed work by **Shan Wood**





Sculptural piece inspired by a Banksia and its reverse  
A box, lid shown, inspired by the welcome to country  
we experienced on the Friday welcome

**Janet Rayner**







Work by **Trish Venn**



**Tutor:** Rosie James



**Working on a few  
pieces at the  
moment**



@karenbiggs1





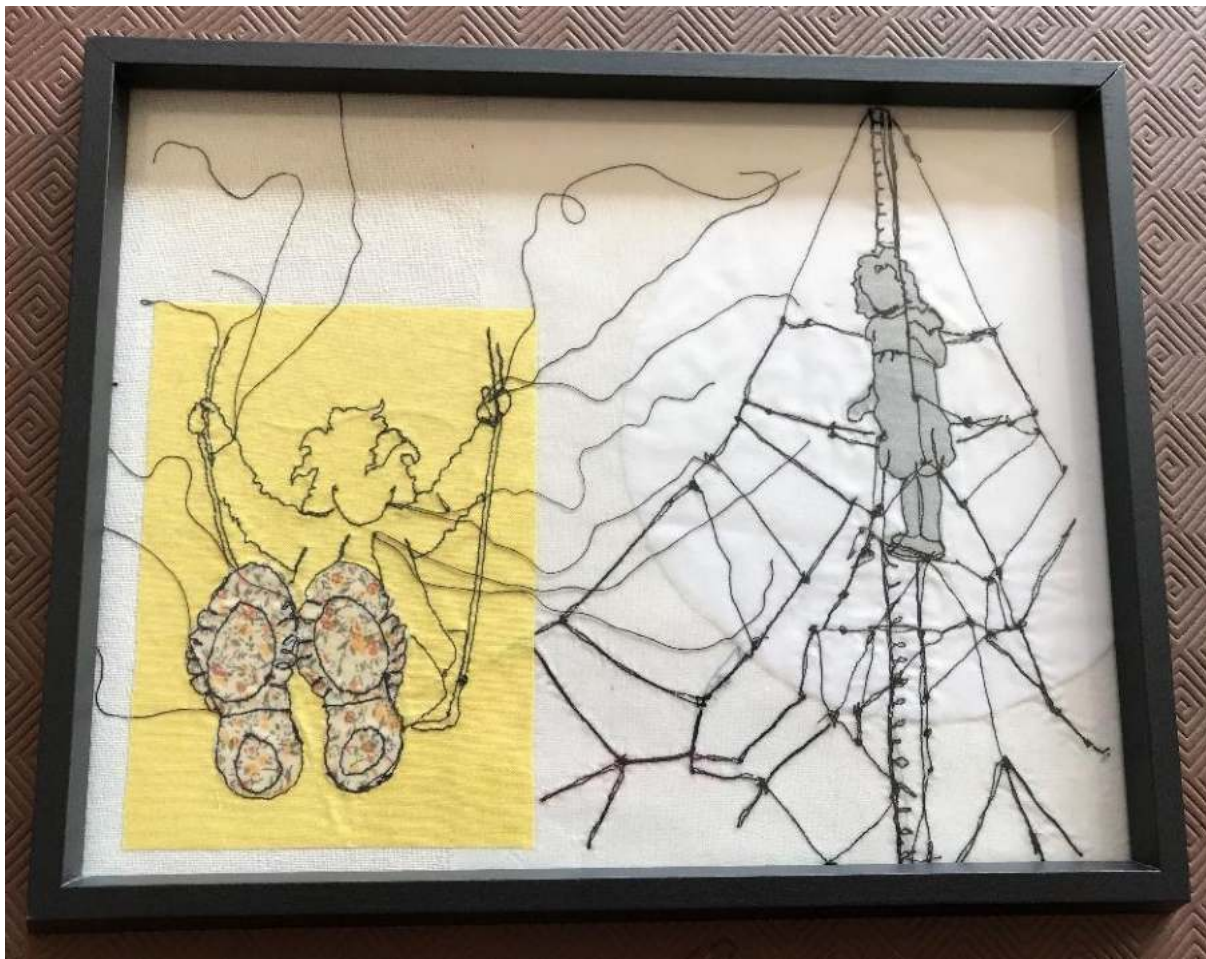


Work by **Karen Biggs**









Evelyn and Matilda  
Jan Berrigan



Four generation of women  
Jan Berrigan





Tassy Holiday  
**Jan Berrigan**



Rosie Jame workshop  
**Jan Berrigan**







Cads made inspired by techniques  
learnt in the workshop  
**Nina Gould**



Chris Lines





Work by **Christina Kent**




**Original photo**

**Modified Photo**

**Felted Portrait**



Felting by **Suzan Redlande**







Felting from **Kaye Oliver**








After Grampians, I was much inspired about growth, and made this wrap for a keen gardener friend. Climbing Clematis wrap by Nina Pham, based on a Wendy Bailye's technique (although I did Chris Lines workshop). **Nina Pham**





Reflecting Pool (2020) Nina Phan



Charity Van Der Meer





Work by **Miranda Brett** (see note next page)





Pink nuno-felted scarf with all the leftover dyed silk and wool from the workshop

Tunic and cropped jacket from what I had at home; dyed more wool and used up heaps of re-loved silk scarves....

Had so much fun!

Regards

**Miranda Brett**





Cathy Moon










Completed work by **Helen Moon**

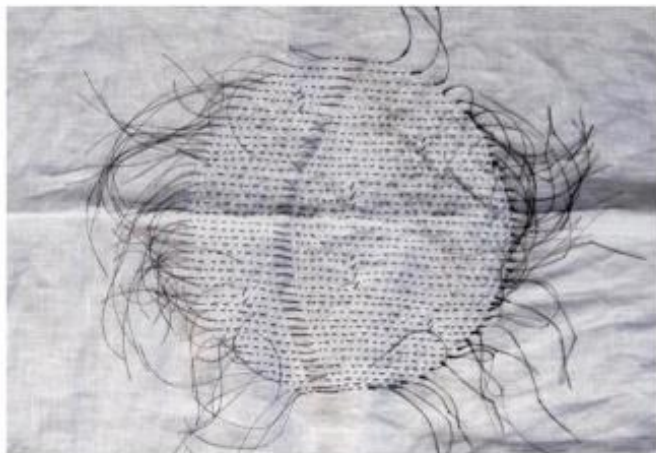





Work by **KATHLEEN WALSH**







Work by **KATHLEEN WALSH**





This year I did the 2 day workshop with Cathy Moon. I made a small quilt with some sample fabric pieces and other dyeing I had previously done. The cover of the book in the foreground uses a piece of paper I dyed at Cathy's wonderful workshop. Looking forward to seeing everyone next year.

**Debra Read**





Panel of self patterned fabric sewn onto the back of a denim jacket, with Sashiko stitching. **Judith Oke**





Art piece combining Shibori cotton and linen pieces with pieces of onion dyed fabric. Featuring Sashiko stitching. A work in progress. **Judith Oke**



**Tutor:** Catherine O'Leary






“Loved the jacket that I made with Catherine O'Leary that I made this one so not to forget the process so happy with it”. **Judith Burke**







Work by **Lindy Rose Smith**



**Tutor:** Sharon Peoples





Work by **Julie Blake**





Work by **Julie Blake**





Work by **Julie Blake**





Work by **Colleen Weste**



Julie Ryder



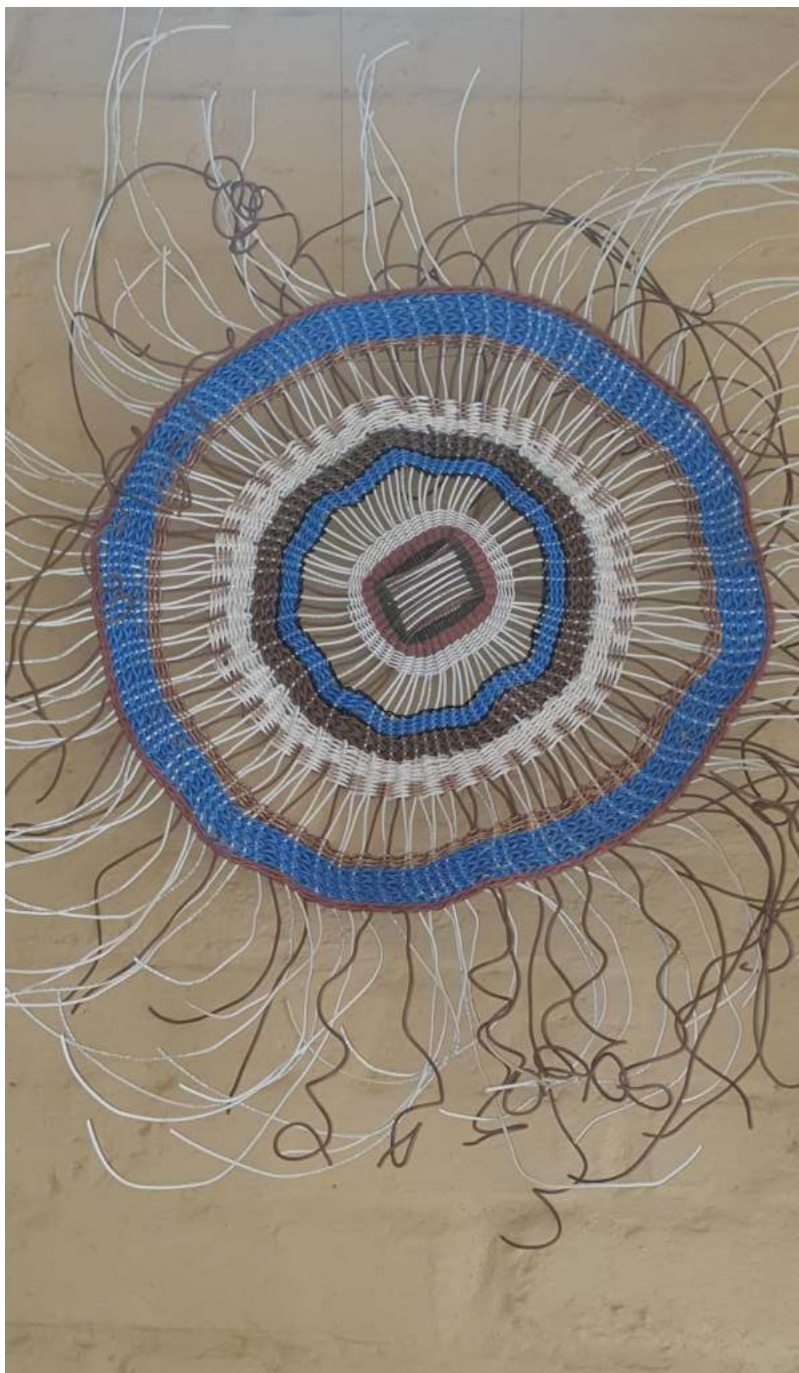


Logwood dye after the dye pot dried, then printed with logwood but different mordant added. **Jannette Kendall**



Lissa de Sailles






Work by **Juliette Rennie**








Work by **Loris Tuxen**





Work by **Loris Tuxen**




Cindy Watkins





Work by **Jan Miles**





**Olinda Poulton**



Liz Williamson





Woven with leather, paper yarn, raffia and cotton yarn. Some are double weave tubes. **Beth Klokeid**





Woven with leather, paper yarn, raffia and cotton yarn. Some are double weave tubes. **Beth Klokeid**





I did not take my loom to the workshop, so played around making stripes with yarn on paper. I have since managed to weave these into small, not very interesting, samples. The images of both the workshop 'design' and the subsequent samples are attached. **Elizabeth May**





I have also 'whipped up' a couple of scarves since, using stripes but very traditionally, although the colour is not right.

I have done more weaving this year than I have for quite some time - I think the workshop energised me! **Elizabeth May**





Weaving from **Wilma Bajka**