

GB22 STUDENT WORKS

Works from students inspired by the workshops they attended





GB22 tutors – absent is Amanda Blake-Sutterby.

AMANDA BLAKE-SUTTERBY

2 day workshop

BOTANICAL ILLUSTRATION

Learn keen observation and the study of plant anatomy as foundation for the practice of botanical art. Execute small pencil drawings as preparation for painting. Paint from real life subjects. The focus will be on leaves and flower buds as single studies. Working predominately in watercolour, understand basic colour theory, incorporating use of tone, light and shadow. We will explore different painting techniques, blending and mark making, along with balance, and compositional elements. ***Introduction***



AMANDA BLAKE-SUTTERBY

4 day workshop

BOTANICAL NEXT STEP

With a focus on the “whole specimen” and looking at conventional botanic works like those used for plant identification throughout history. Working from real life specimens using watercolour, concentrate on compositional elements that not only achieve the scientific requirements, but make a painting artistically pleasing also. ***Intermediate***



AMANDA McLEAN

2 day workshop

IMPROVING YOUR PASTEL PRACTICE

If your pastel work is lacklustre or you feel you aren't progressing, if you are just starting your pastel journey, this workshop is for you. We will cover the fundamentals of pastel, explore how to use your materials efficiently and effectively. We will get you looking and thinking about pastel from a different perspective. Pastel is wonderfully expressive medium that is forgiving, exciting, expressive and honest.

Introduction/intermediate







AMANDA McLEAN

4 day workshop

A JOURNEY THROUGH THE ELEMENTS OF LANDSCAPE

This workshop will take us on a journey through the elements that make up beautiful landscapes. It's not a paint by numbers class. Participants will bring their own subject matter and are encouraged to develop their style. We will look at composition, simplifying subjects, techniques and the elements of the landscape. How to get the most from materials, best practice, tips, techniques, tricks, tools and much more. ***Intermediate***





ANN RAYMENT

2 day workshop

EXPLORING COLOUR WITH A LIMITED PALETTE

Two days full of creating and exploring colour. Learn the simple tricks to making your paintings to stand out in a crowd. Explore and smash colour mixing with ease. Create a balanced and harmonised artwork. Leave 'straight out of the tube' behind and start using colour like the pros! ***Introduction/Intermediate***





ANN RAYMENT

4 day workshop

ABSTRACTING THE LANDSCAPE WITH MIXED MEDIA

This workshop is for those who want to loosen up their brushstrokes, use colour without overthinking and create an individual response to the landscape. We will be working quickly with acrylic, ink, pastel and charcoal, on papers, board and canvas. You will venture into the landscape to record fresh marks and responses which will be deconstructed and applied back in the room. ***Introduction/Intermediate***




BASIL HALL


6 day workshop


COLLAGRAPHS

Over six days, Basil Hall will introduce techniques for creating beautiful prints using collagraph plates. Collagraphs are usually printed from an inexpensive matrix made of cut, modelled and textured card, ply or masonite, rather than the metal plates traditionally used in etching. Collagraph prints are inked up and printed in a similar way to etching plates and look every bit as crisp and dynamic as their more famous counterparts.

The workshop will involve looking at ways in which the plates can be built up or carved into to create the lines, tones and textures you want in your finished print. Basil will demonstrate different intaglio and relief printing techniques and participants will be able to proof and print their images in full colour. This will include Basil's chine collé pigment technique, a la poupée inking, viscosity over-rolls and multi-plate colour printing. Bring your imagination and a sense of adventure. Six fun days of cutting, gouging, peeling, varnishing, sanding, collaging, inking and rolling up await you. ***Intermediate***










DANIEL BUTTERWORTH

2 day workshop

LIFE DRAWING

The figure can be one of the most challenging genres to tackle. Explore techniques and processes and let Daniel help find your way of creating confident accurate figurative works. This workshop is designed to assist you to build on your existing style and creative thoughts. ***All levels***





DANIEL BUTTERWORTH

4 day workshop

PORTRAITURE

Portraiture is more than just what someone looks like. Explore what makes up a good portrait capturing personalities for all its worth. Daniel will help you create both full figure portraits, head portraits and self self-portraits. You will be encouraged to use a range of unconventional mediums such as cardboard and house paint. ***All levels***






DEB MOSTERT

2 day workshop

DRAWING YOUR PET

We will work from your supplied photos to create a fresh and fun portrait of your pet. Teaching the basics of animal anatomy so we understand what is happening under all that fur and feather, we will use this knowledge to unpack your imagery so we can make a faithful rendition of your pet. We will use both water soluble and waterproof inks and watercolour on paper. ***Introduction/ Intermediate***



DEB MOSTERT





4 day workshop

NATURE BASED SKETCHBOOKS

This course will involve getting into a daily habit of nature drawing in the context of a sketchbook. With a simple kit of materials you can carry with you everywhere, you will discover that you can be opportunistic about drawing from the natural world and this can help get us into daily creative habits of observation, discovery and wonder.

We will run through different drawing exercises each day and practise our skills. We will explore the versatility of pen, ink and watercolour as a fast and fun way to record what we observe in the natural world. We will look at mark making and try different types of ink media in soluble and non-soluble with the addition of quick watercolour washes and glazes. Our subject matter will include found natural objects, and field trips outside.

Introduction/ Intermediate



JO HORSWILL

6 day workshop

BOTANICAL PRINTING ON PAPER

Take a journey into the world of botanical printmaking on paper, using various printmaking and natural dye techniques. Botanical Contact Printing, Collagraph printmaking and mono printing using gel plates are a few of the processes investigated, to creating richly toned and detailed works on paper with a botanical theme. You will finish your journey with free form artist book in combination with collage and other mixed media. ***All levels***





LANA DAUBERMANN

2 day workshop

CAPTURING THE LANDSCAPE

Explore different ways to make sense of the landscape using your own photo references. We'll concentrate on how to simplify what we see while still capturing the essence and atmosphere of our subject. We'll be working quickly to create multiple small studies over the weekend. I'll be working with oils, but acrylic painters also welcome.

Beginner/intermediate





LANA DAUBERMANN

4 day workshop

EXPERIENCING THE LANDSCAPE

We'll spend a few days painting plein air, mixed with some studio work from photographs and consider the value in each approach towards interpreting the landscape. We'll discuss 'intention' vs 'description' and where we'd like our work to sit on the spectrum between abstract and realistic. I'll be working with oils, but acrylic painters also welcome.

Introduction/intermediate




LARS STENBERG

2 day workshop

FEAR OF COLOUR

Learn techniques and approaches to handle colour. We will explore materials, pigments, and approaches to mixing and applying paint to create rich, harmonious paintings. We will look at how colour helps us express how we feel about what we paint. The workshop will focus on landscape and use acrylic paints but the principles will also benefit those working in watercolour and oils. ***Intermediate***



LARS STENBERG

4 day workshop

BETTER THAN A PHOTOGRAPH

Working from landscape photographs can be challenging. This acrylic workshop explores different ways to create lively landscape paintings from your photographs. You will discover ways to capture the essence of your scene; explore some of the methods and techniques professionals use to free themselves from photographic representation; and complete a final work that shares what you remember and love most about the landscape.

Intermediate



MAHDI CHANDLER

2 day workshop

SKETCHBOOKS AND JOURNALS

Experiment with a range of readily available mixed media materials and explore collage techniques. Using a variety of papers, build up interesting surfaces that reflect the textures and colours of the Halls Gap environment.

Make several small book forms; including concertina books (a perfect format for landscapes} and simple bindings for single sheets and signatures that will help you collate sketches, ideas, and inspirations into a portable record of your experience. ***All levels***



MAHDI CHANDLER

4 day workshop

OBSERVATION, INTERPRETATION, PROCESS: MIXED MEDIA

Use mixed media collage materials and techniques to capture the essential elements of Grampians. Explore and experiment with media of your choice and some things you may not have considered using in your practice.

Loosen up your approach when making new work with some experimental drawing and mark making, work on a sequential series of pieces, add and subtract layers to make complex, textured and patterned surfaces that capture key elements of your surroundings.

Keep a record of your experiments and explorations bound in simple book forms. ***All levels***




MARK DOBER

2 day workshop

PLEIN AIR IN OILS

It's all about creating a composition, blocking in, mixing colour/tone, playing off negative and positive shapes, building the painting in stages. The processes are grounded in observation with a modernist tilt, influenced as I am by artists like Monet, Cezanne, Van Gogh and David Hockney. (acrylics OK) ***All levels***




MARK DOBER

4 day workshop

CHANGING LIGHT

One of the challenges of plein air painting is responding to the weather and light as it appears and changes each day. This oil painting workshop will focus on managing these changes whilst building your composition that incorporates close up detail of what is immediately about you. (acrylics OK) ***All levels***



PENELOPE GILBERT-NG

2 day workshop

INTRODUCTION TO WATERCOLOURS

Explore the fundamental of watercolour: types of paper, brushes, pigments, and equipment; learn various techniques of watercolour washes on different wetness of paper for different effects. The emphasis in this workshop is on consolidating techniques & understanding watercolour materials. Colour mixing and values, the importance of composition, including your focal point etc. ***Introduction***




PENELOPE GILBERT-NG

4 day workshop

THE NATURE OF WATERCOLOUR

Develop your watercolour skills and techniques exploring a range of subjects. Experience how watercolour flows – how water is the vehicle for the paint to achieve its beautiful wet-in-wet washes that only it can do! Through a series of small exercises, explore the transparent properties of the paint, and understand the timing which is crucial in watercolour practice. Gain more confidence in design skills and learn more about your brushes, papers and pigments. ***Introduction/intermediate***




PHILLIP EDWARDS

2 day workshop

VIGOR OF THE MARK

Painting with a vibrancy and freshness is what we most love in our beloved masters. Explore the mark making journey that encourages freedom and confidence in your art practice. Working with the landscape genre Phillip will demonstrate his practice sharing a somewhat unconventional approach to watercolour/wetmedia. ***Intermediate***





PHILLIP EDWARDS

4 day workshop

BREAKING IT DOWN, BUILD IT UP

As you build your skills as an artist in watercolour/wet media you tend to unlock particular approach to various elements of a landscape. Mist and atmospheric require vastly different approach to a water source. Breaks down the components of a landscape parts be it sky, snow or bushland with the knowledge that if you strengthen the singular element the whole lifts. With a catalogue of fresh skills and techniques the final days will focus on bring it all together. ***Intermediate***




ROBIN WINGRAVE

2 day workshop

CAPTURING THE KOOKABURRA

This workshop will explore the process of drawing bird anatomically correctly, so that your end completed picture is realistic to life. Developing a detailed drawing processes, get the most out of the basics of using pencil, building tone and detail. This process allows you to imprint the character of the bird that will enable you to fully understand the birds character and produce a drawing with life and character. ***Intermediate***




ROBIN WINGRAVE

4 day workshop

CAPTURING AN IDEA

So, you want to paint birds! Working with pencil and watercolour wash, this workshop will take you through the detail the steps it takes to produce a finished piece of work. Starting with an initial idea (thumbnail sketch), then move on to the concept of developing up that idea, working on composition, point of light, anatomy etc into a finished drawing. It is about a process, and stages and steps to achieve results. ***Introduction/Intermediate***





ROSS PATERSON

6 day workshop

LANDSCAPE IN WATERCOLOUR

This program will place emphasis on the importance of careful planning and preparation in watercolour, including necessary steps of design/drawing and use of art elements achieve fresh, transparent qualities to each work. Unity and simplification will be emphasised to achieve the important 'Big Picture'. ***Advanced***




RYAN BREARLEY

6 day workshop

STEPPING INTO DRAWING AND PAINTING

Explore the artist tools, paper, canvas and different mediums. A taste of graphite, charcoal, acrylic and watercolour paints. You will explore all mediums whilst using different genres of artistic expression. A great opportunity to immerse yourself in this friendly learning environment to learn how to capture and record moments of experience visually whilst adding to current knowledge bases. This workshop is suitable for those wanting to really build a strong foundation to their drawing and painting skills. ***Introduction***



WINSOME JOBLING

6 day workshop

EXPERIMENTAL PRINTMAKING TECHNIQUES

Understanding the properties of plastic print plates enables the printmaker to exploit the materials' strengths and weaknesses to create a range of distinctive marks. We will explore experimental dry-point techniques on Perspex and High-Impact Styrene using a range of tools and solvents adding to and abrading the printmaking plates.

You will develop your ideas to work towards a final print. Some basic printmaking experience is an advantage though not essential. ***Intermediate***

